



Sebeka High School Report Card 2023-2024

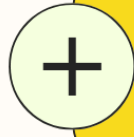


90% Attendance for the school year



57%

Students who attend school regularly have been shown to achieve at higher levels than students who do not have regular attendance. Research has shown that less than 10% absenteeism is a predictor of post-secondary success



Grade point average of 2.8 or higher



71%

High school grade point average is consistently the strongest predictor of four-year college outcomes for all academic disciplines, campuses and freshman cohorts.

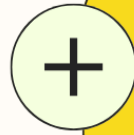


Dual credits classes



26%

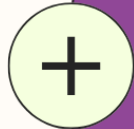
Percent of 10-12th graders who are taking college classes while in high school



Number of College Credits Earned

401

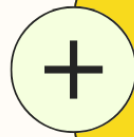
College credits earned this year by our students taking dual credit courses.



Average ACT Score

18.2 English
21.2 Science

21.1 Reading
20.3 Math




2 or more Co-Curricular activities.



63%

Extracurricular activities are one of the best investments that a school can make to promote achievement and the attitudes and habits that lead to college aspirations and ultimate success.



Work place experience



62%

Working while in high school can provide teenagers with a wealth of valuable skills, experiences and benefits that will serve them well beyond their school years.

Data is from students in grades 9-12 which equates to 159 students